



Constitutional Court  
of the Republic of Turkey

# INDIVIDUAL APPLICATION STATISTICS

(23/9/2012 - 30/06/2019)





# Contents

## I. GENERAL STATISTICS

Table 1: Number of received/adjudicated applications by years

Table 2: Number of pending individual applications

Table 3 : Adjudicated applications by judgment type

## II. STATISTICS AS TO THE MERITS

### A. STATISTICS ON THE MERITS BASED ON ADJUDICATED CASES

Table 4: Ratio of violation judgments

Table 5: Number of individual applications in which at least one right was found to have been violated (including the right to a trial within a reasonable time and joinder of applications)

Table 6: Number of individual applications in which no violation was found (including th right to a trial within a reasonable time and joinder of applications)

Table 7: Number of individual applications examined as to the merits (including the right to a trial within a reasonable time and joinder of applications)

Table 8: Number of individual applications in which at least one right was found to have been violated (excluding the right to a trial within a reasonable time, including joinder of applications)

Table 9: Number of individual applications examined as to the merits (excluding the right to a trial within a reasonable time, including joinder of applications)

### B. VIOLATION STATISTICS BY RIGHTS AND FREEDOMS

#### 1. Including Joinder of Applications

Table 10: Judgments finding a violation by rights and freedoms(including the right to a trial within a reasonable time and joinder of applications)

Table 11: Judgments finding a violation by years (based on rights and freedoms ) (including the right to a trial within a reasonable time and joinder of applications)

Table 12: Judgments finding a violation by rights and freedoms (excluding the right to a trial within a reasonable time, including the joinder of applications)

Table 13: Judgments finding a violation by years (based on rights and freedoms) (excluding the right to a trial within a reasonable time, including the joinder of applications)

Table 14: Judgments finding a violation of the right to a fair trial based on safeguards (including the right to a trial within a reasonable time and joinder of applications)

Table 15: Judgments finding a violation of the right to a fair trial by years (including the right to a trial within a reasonable time and joinder of applications)

#### 2. Excluding Joinder of Applications

Table 16: Judgments finding a violation by rights (including the right to a trial within a reasonable time, excluding joinder of applications)

Table 17: Judgments finding a violation by Rrghts (excluding the right to a trial within a reasonable time and joinder of applications)



**Table 1: Number of received/adjudicated applications by years**

	2012	2013	2014	2015	2016	2017	2018	2019/2	Total
<b>Received applications</b>	1.342 1 %	9.897 4 %	20.578 9 %	20.376 9 %	80.756 35 %	40.530 17 %	38.186 16 %	21.665 9 %	233.330
<b>Adjudicated applications*</b>	4 0 %	4.924 3 %	10.926 6 %	15.371 9 %	16.097 9 %	89.653 48 %	35.375 19 %	14.351 8 %	186.701
<b>Total ratio</b>	0 %	50 %	53 %	75 %	20 %	221 %	93 %	66 %	80,0 %

\* There may be a little change, compared to the previous statistics, in the examination ratio of the received applications as the file is closed in case of an admissibility decision on administrative grounds and reopened upon the acceptance of the challenge to the inadmissibility decision.



**Table 2: Number of pending individual applications\***

2013	2014	2015	2016	2017	2018	2019/2
9	98	357	1.415	4.083	19.940	20.727
0 %	0,2 %	0,8 %	3,0 %	8,8 %	42,8 %	44,5 %

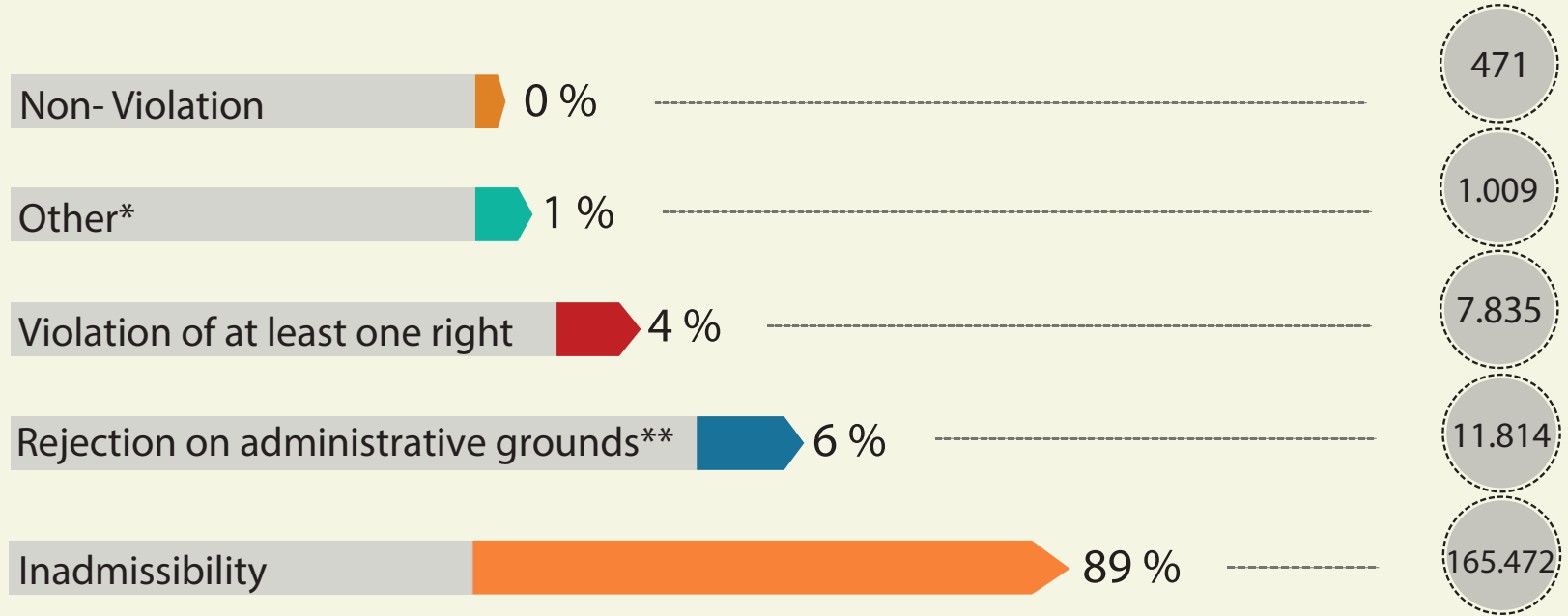
\* Number of pending applications by years  
as of 31.12.2018

**Total pending applications : 46.629**  
**Total applications : 233.330**  
**Pending applications / Total applications : %20,0**



**Table 3 : Adjudicated applications by judgment type**

Total : 186.701



\* Rejection, strike-out, and closing of applications.

\*\* There may be a little change, compared to the previous statistics, in the examination ratio of the received applications as the file is closed in case of an inadmissibility decision on administrative grounds and reopened upon the acceptance of the challenge to the inadmissibility decision.



## Table 4: Ratio of violation judgments

Based on the adjudicated cases

Based on the cases examined as to the merits

Including cases adjudicated with a decision on non-exhaustion of legal remedies within the scope of the state of emergency\*\*

Excluding cases adjudicated with a decision on non-exhaustion of legal remedies within the scope of the state of emergency\*\*

94,3%

92,1%

Judgments finding a violation: 7.835

Examined on the merits : 8.306

Judgments finding a violation : 5.496

Examined on the merits : 5.967

4,2%

Adjudicated: 7.835  
Total: 186.701

3%

Adjudicated: 5.496  
Total: 184.362

6,8%

Adjudicated: 7.835  
Total : 114.567

4,9%

Adjudicated: 5.496  
Total : 112.228

Number of cases finding a violation (including the right to a trial within a reasonable time and joinder of applications)\*

Number of cases finding a violation (excluding the right to a trial within a reasonable time, including joinder of applications)\*

Number of cases finding a violation (including the right to a trial within a reasonable time and joinder of applications)\*

Number of cases finding a violation (excluding the right to a trial within a reasonable time, including joinder of applications)\*

Number of cases finding a violation (including the right to a trial within a reasonable time and joinder of applications)\*

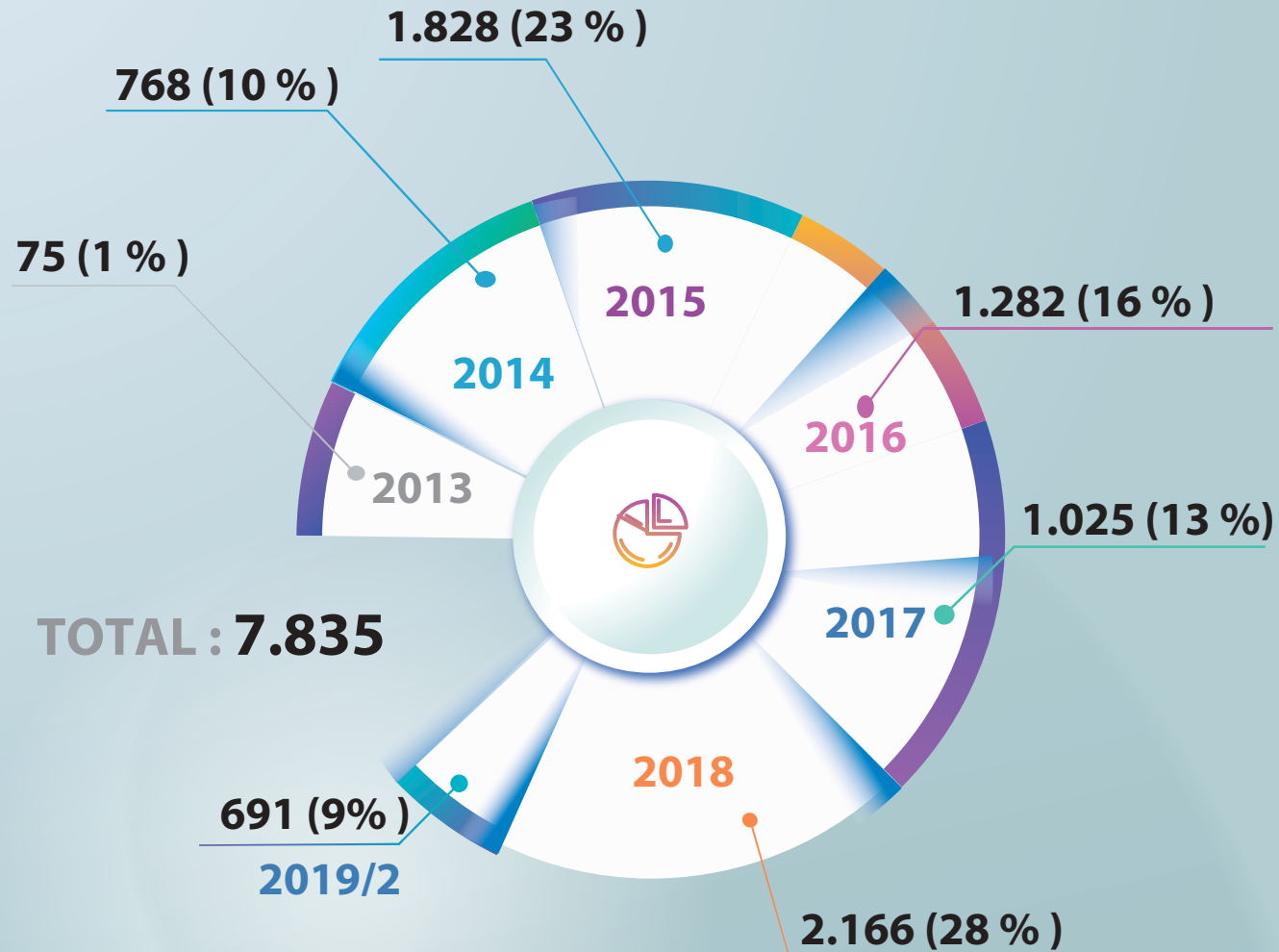
Number of cases finding a violation (excluding the right to a trial within a reasonable time, including joinder of applications)\*

\* In the calculations excluding the right to a trial within a reasonable time the number of cases finding a violation of the right to a trial within a reasonable time (2.339) is extracted from the total number of adjudicated cases.

\*\* 72.134 cases found inadmissible due to non-exhaustion of legal remedies after the establishment of the Commission for the Examination of the Proceedings under the State of Emergency.



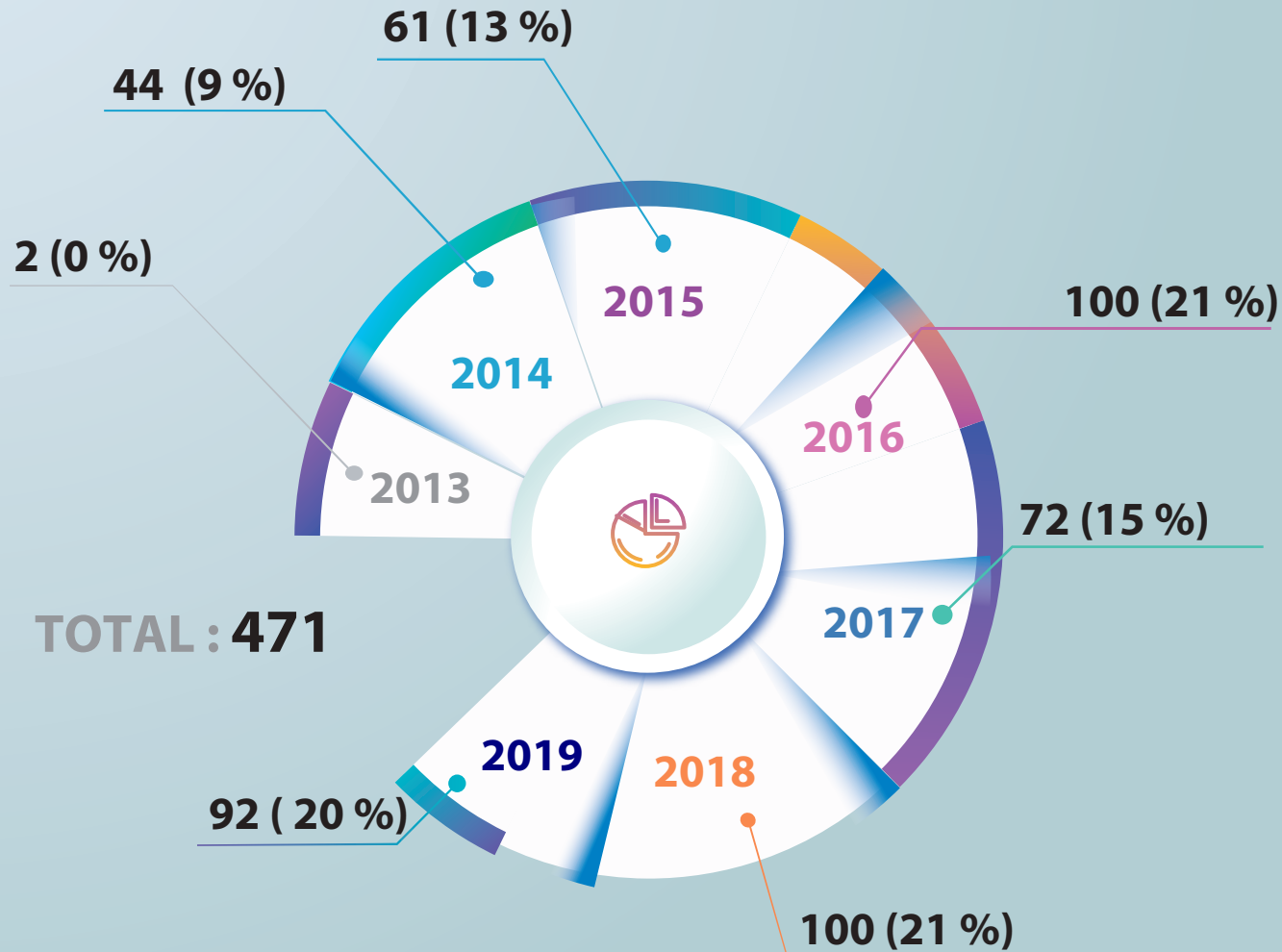
**Table 5: Number of individual applications in which at least one right was found to have been violated (including the right to a trial within a reasonable time and joinder of applications)**







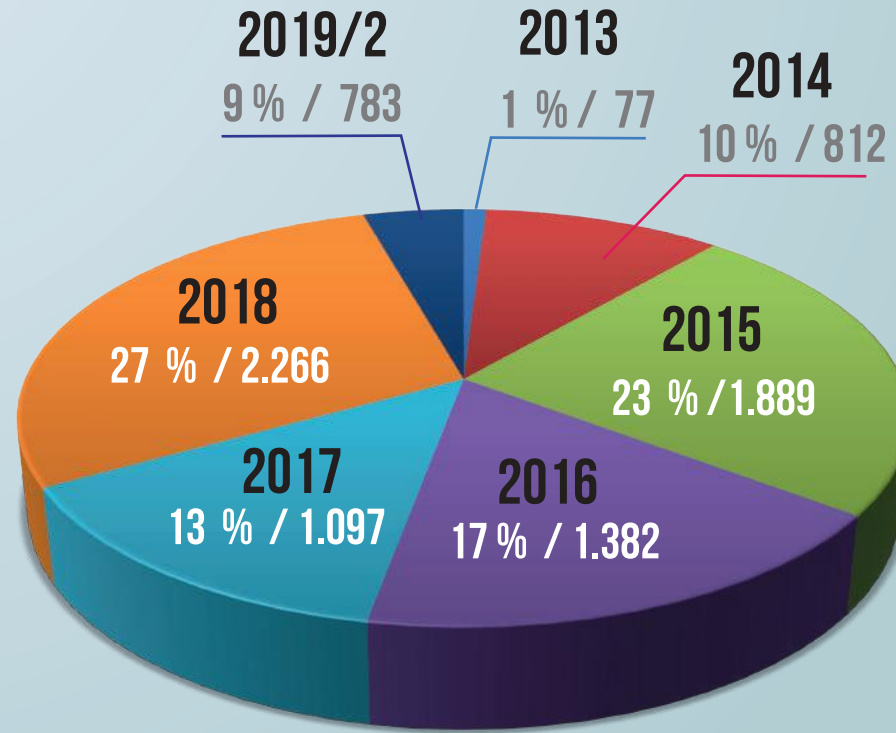
**Table 6: Number of individual applications in which no violation was found\*  
(including the right to a trial within a reasonable time and joinder of applications)**







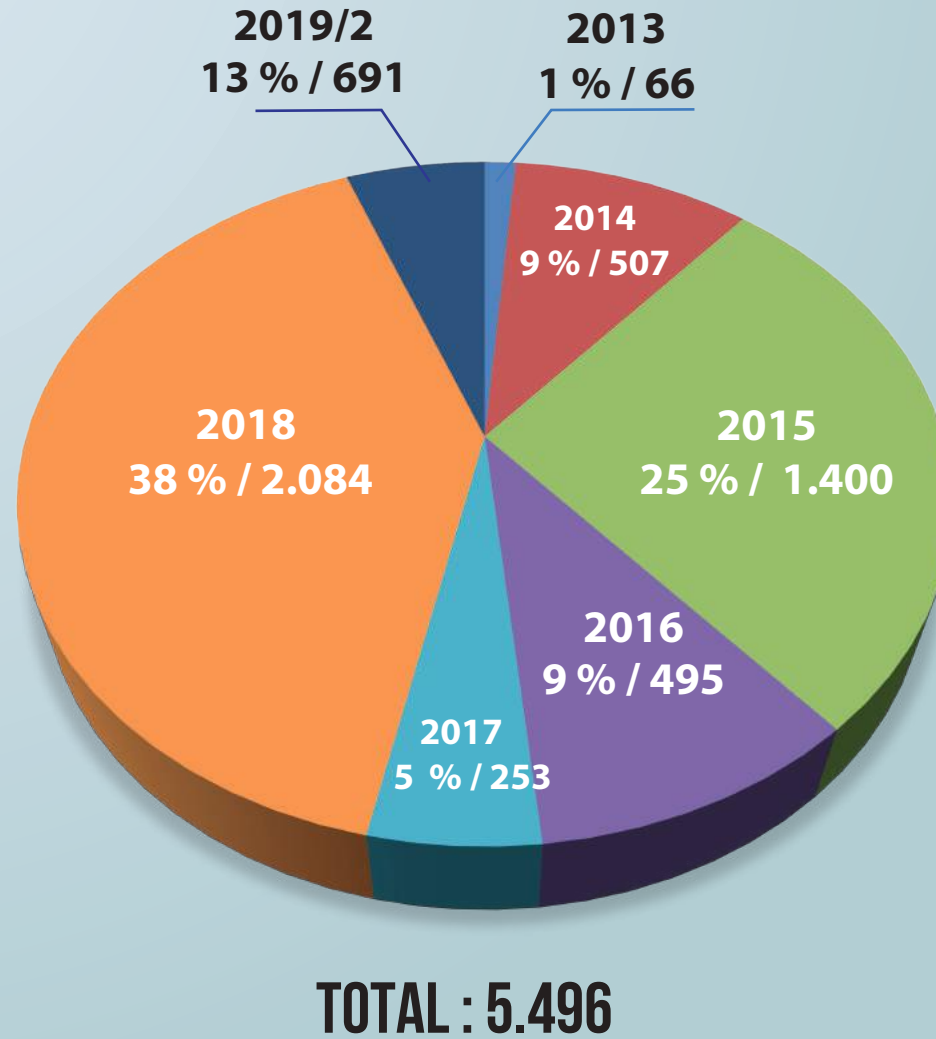
**Table 7: Number of individual applications examined as to the merits  
(including the right to a trial within a reasonable time and joinder of applications)**



**TOTAL: 8.306**

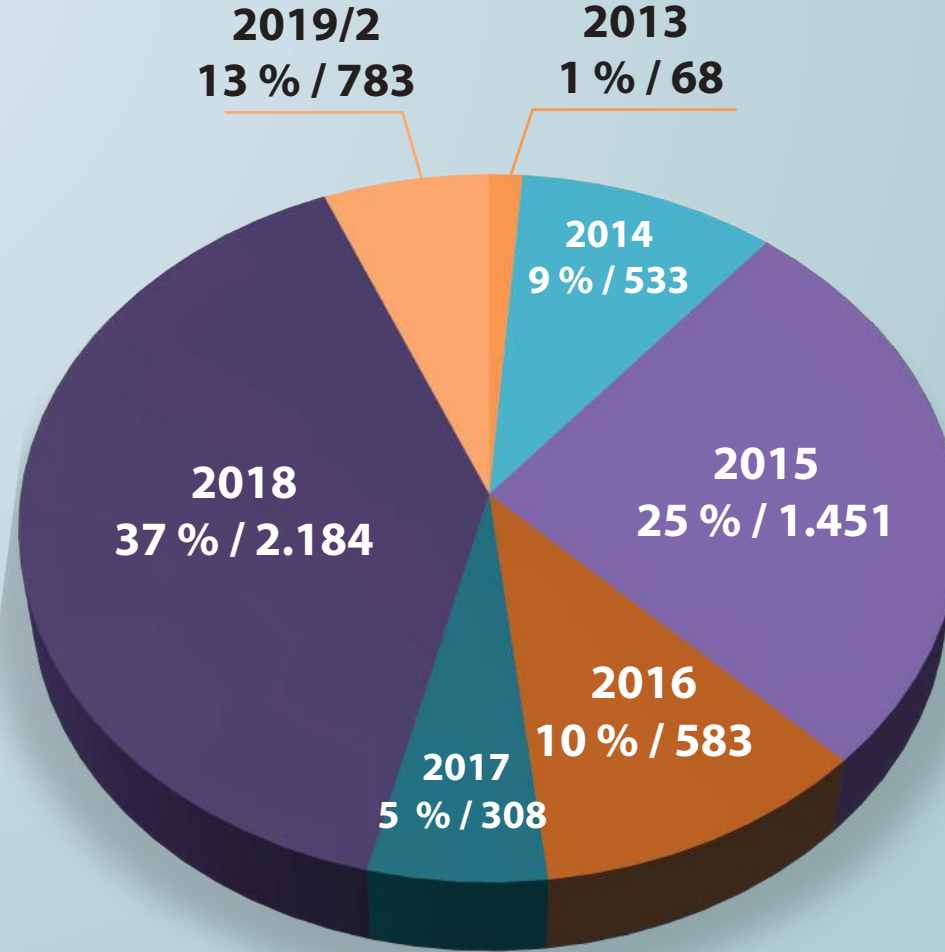


**Table 8: Number of individual applications in which at least one right was found to have been violated (excluding the right to a trial within a reasonable time, including joinder of applications)**



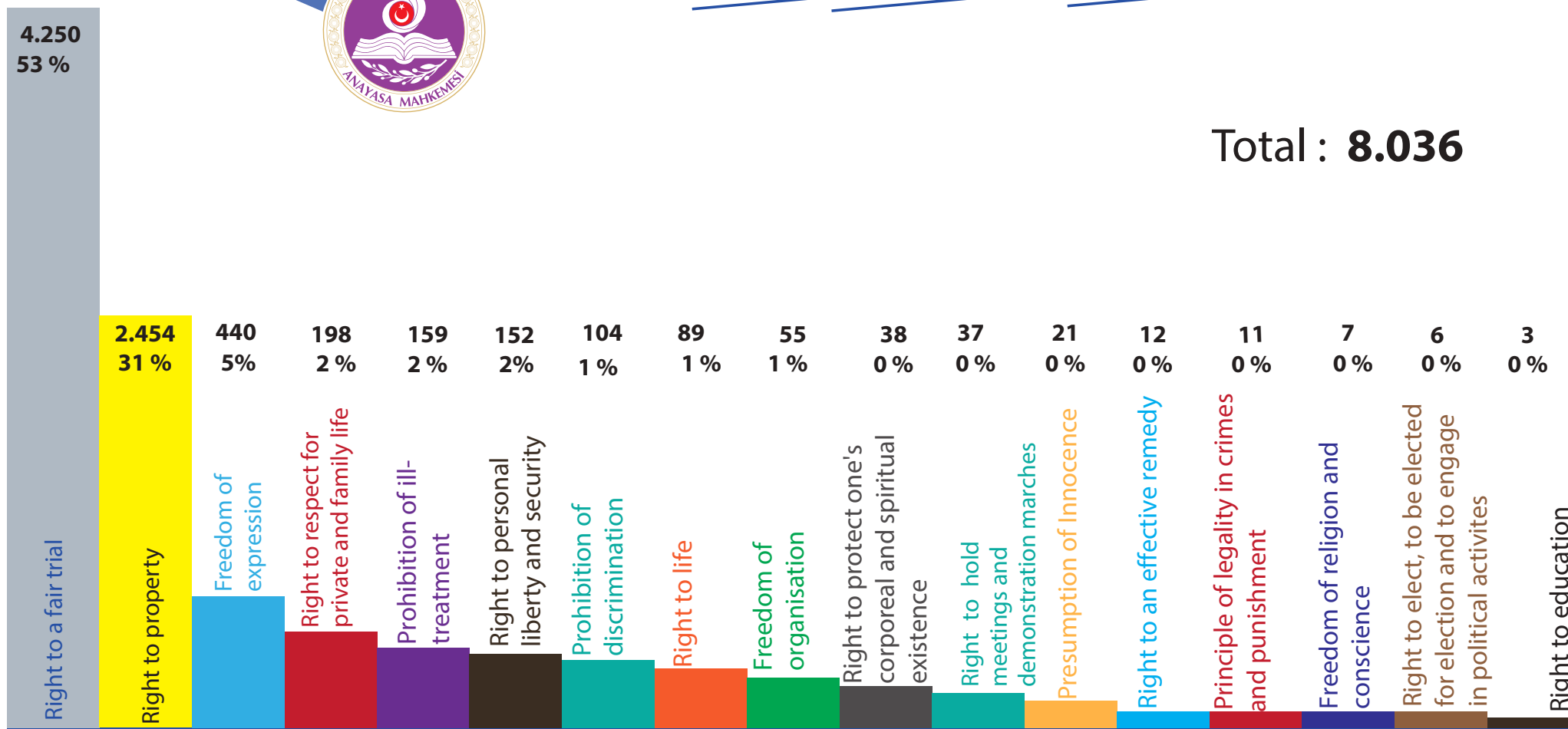


**Table 9: Number of individual applications examined as to the merits  
(excluding the right to a trial within a reasonable time,  
including joinder of applications)**



**TOTAL : 5.910**

**Table 10: Judgments finding a violation by rights and freedoms  
(including the right to a trial within a reasonable time and joinder of applications)\***

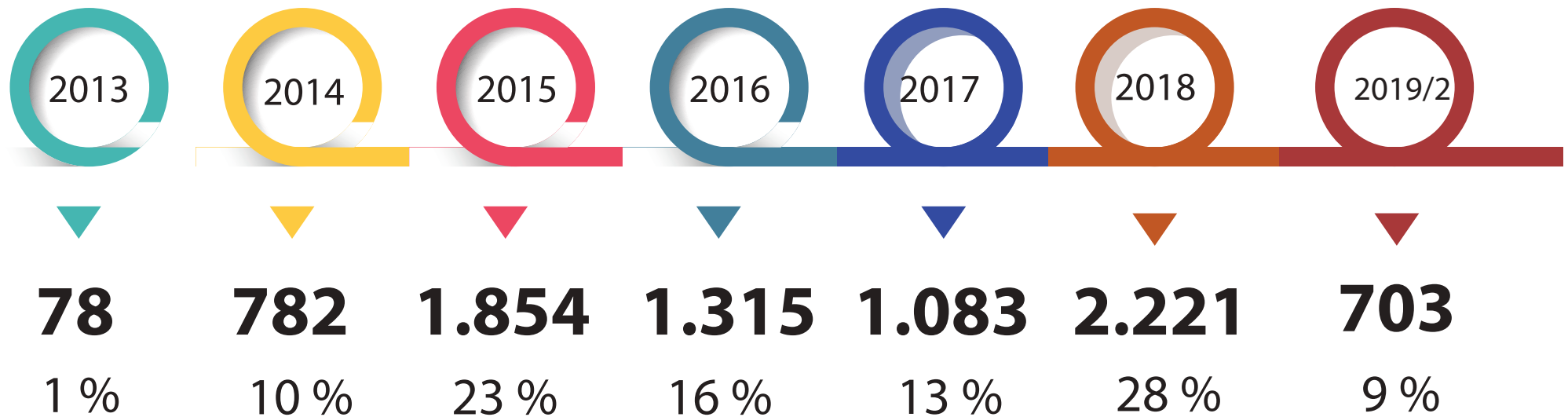


\* More than one right may be found to have been violated in one application.



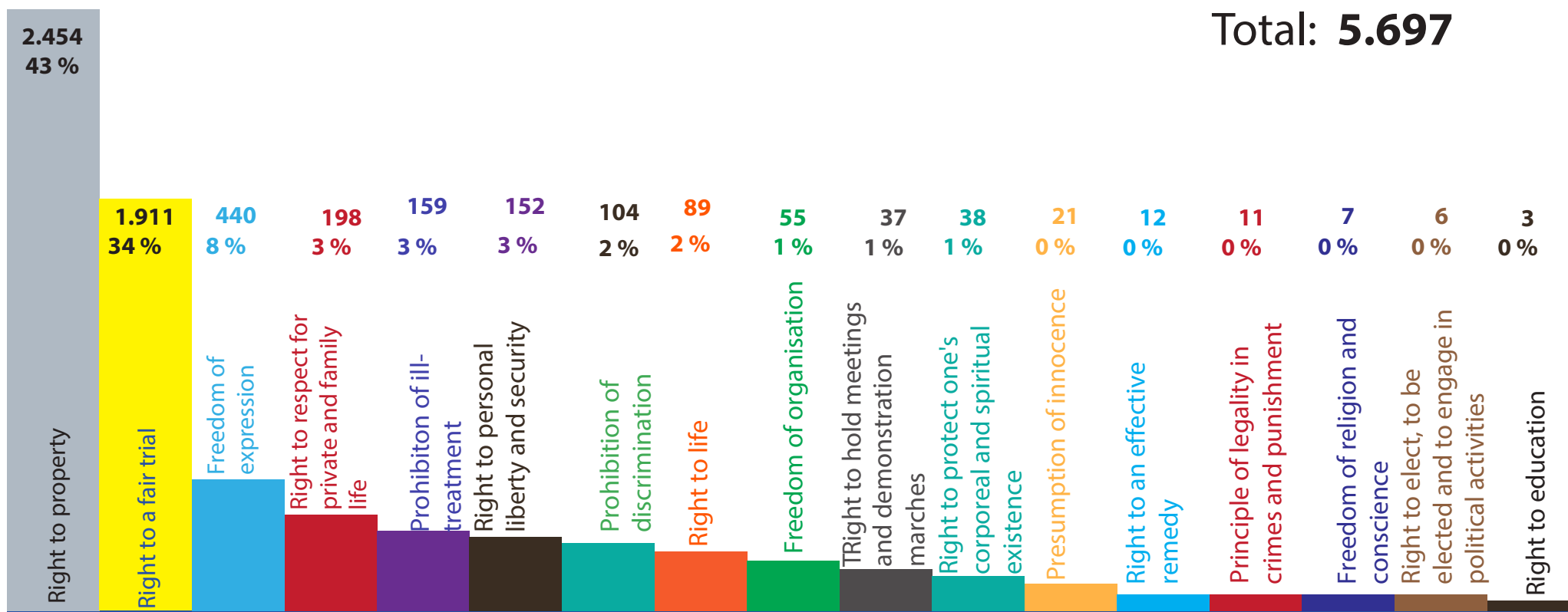
**Table 11: Judgments finding a violation by years (Based on rights and freedoms)  
(including the right to a trial within a reasonable time and joinder of applications)\***

Total: **8.036**



\*More than one right may be found to have been violated in one application.

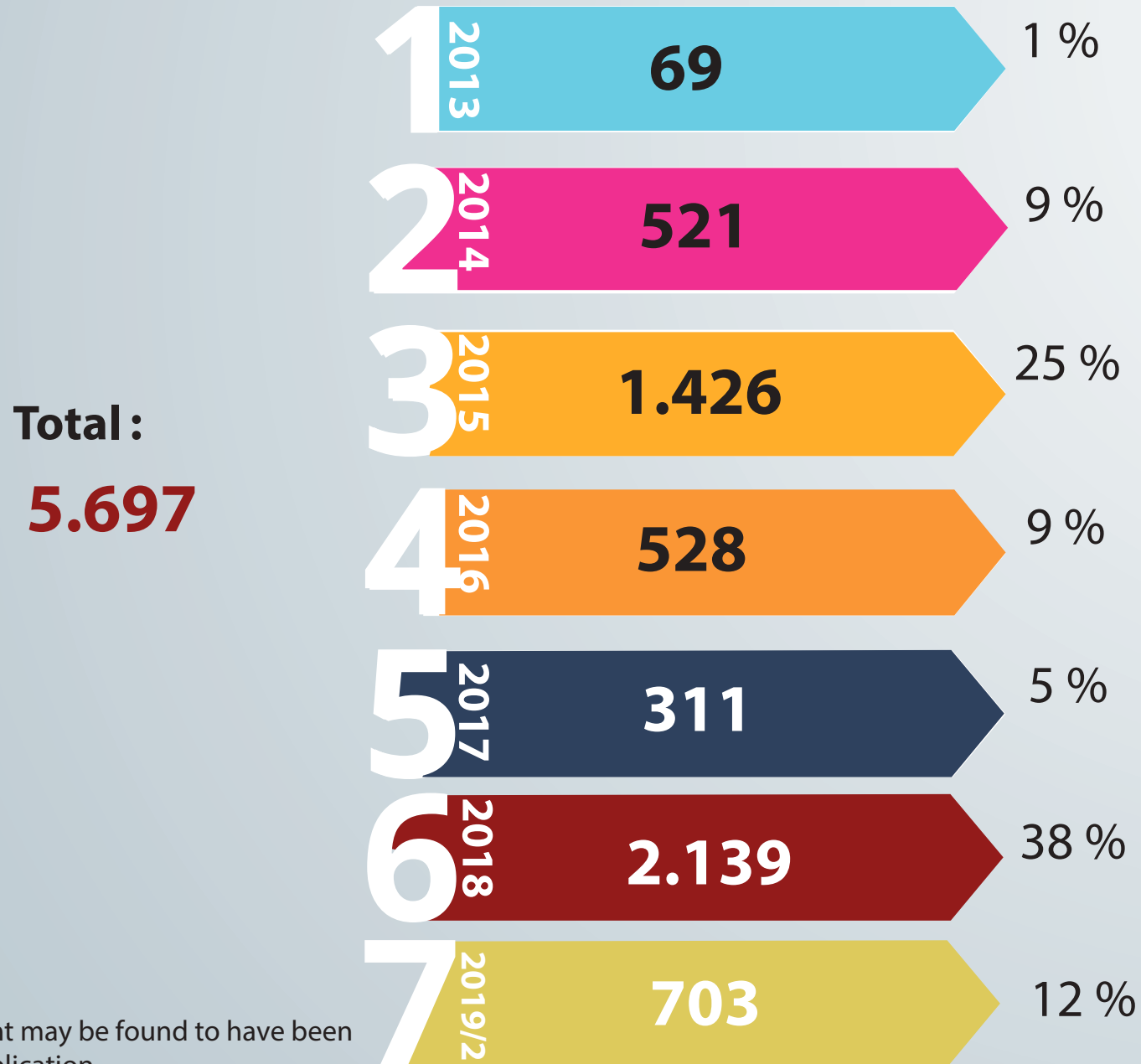
**Table 12: Judgments finding a violation by rights and freedoms  
(excluding the right to a trial within a reasonable time, including the joinder of applications)\***



\*More than one right may be found to have been violated in one application.



**Table 13: Judgments finding a violation by years (based on rights and freedoms) (excluding the right to a trial within a reasonable time, including the joinder of applications\*)**



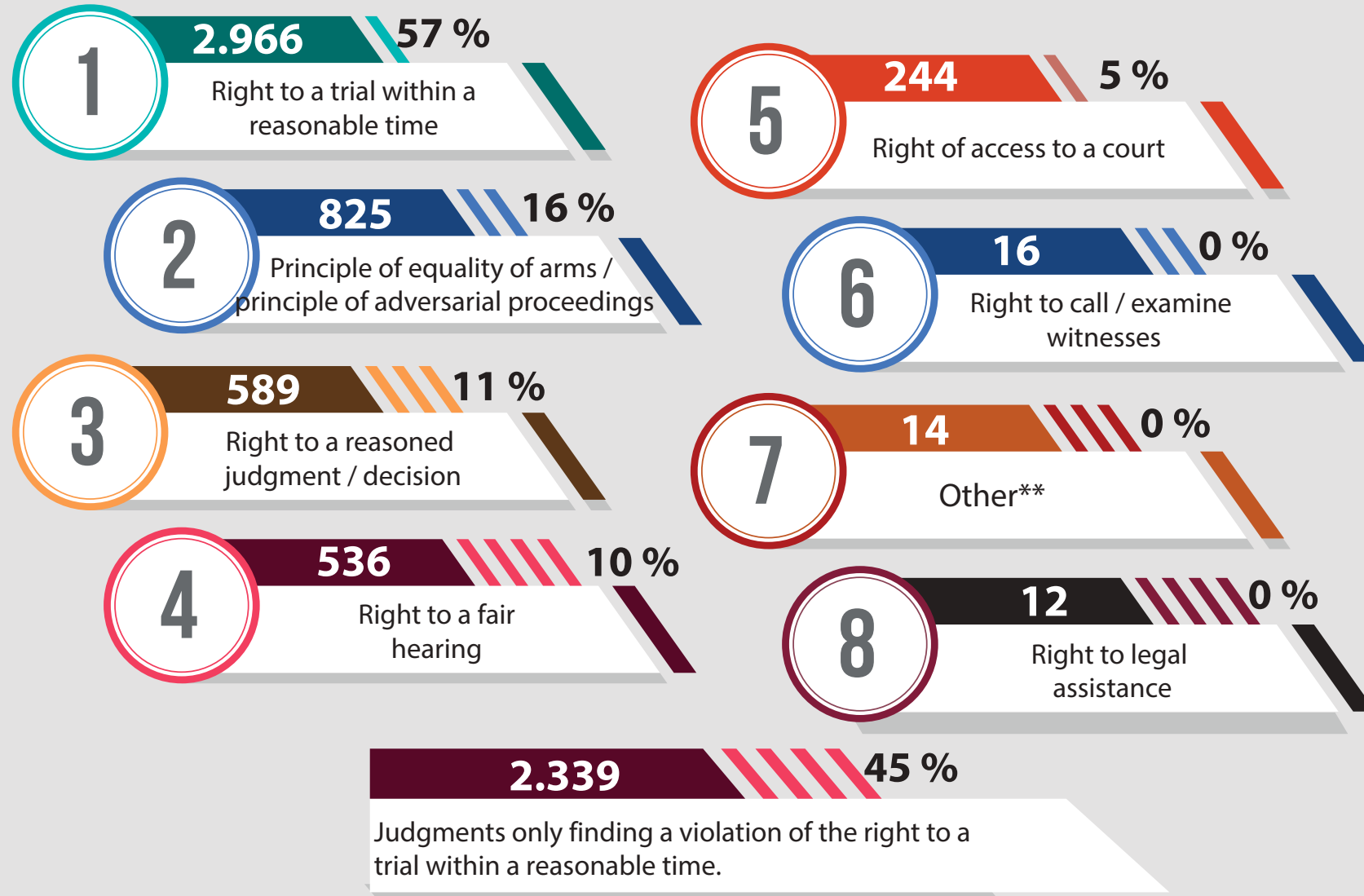
\*More than one right may be found to have been violated in one application.





**Table 14: Judgments finding a violation of the right to a fair trial based on safeguards (including the right to a trial within a reasonable time and joinder of applications)\***

Total: 5.202

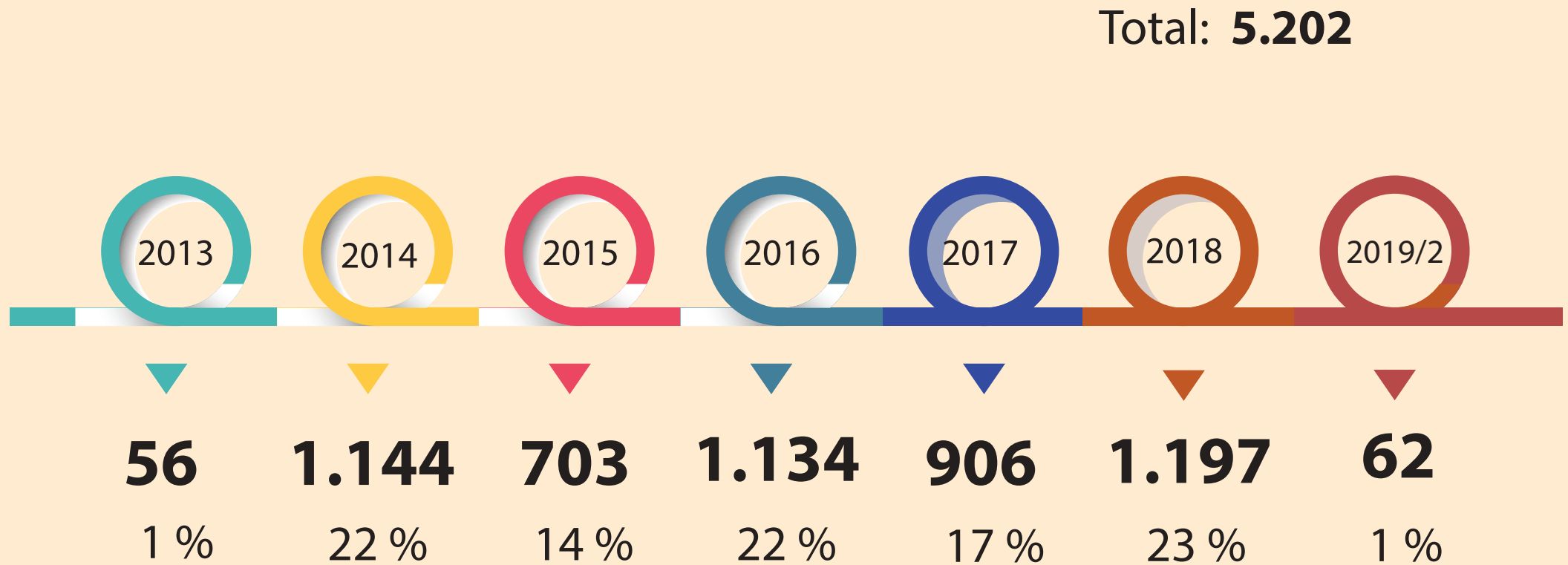


\*More than one right may be found to have been violated in one application.

\*\* Other: Right of self - defence, right of effective participation in the trial, manifestly erroneous judgment and etc.

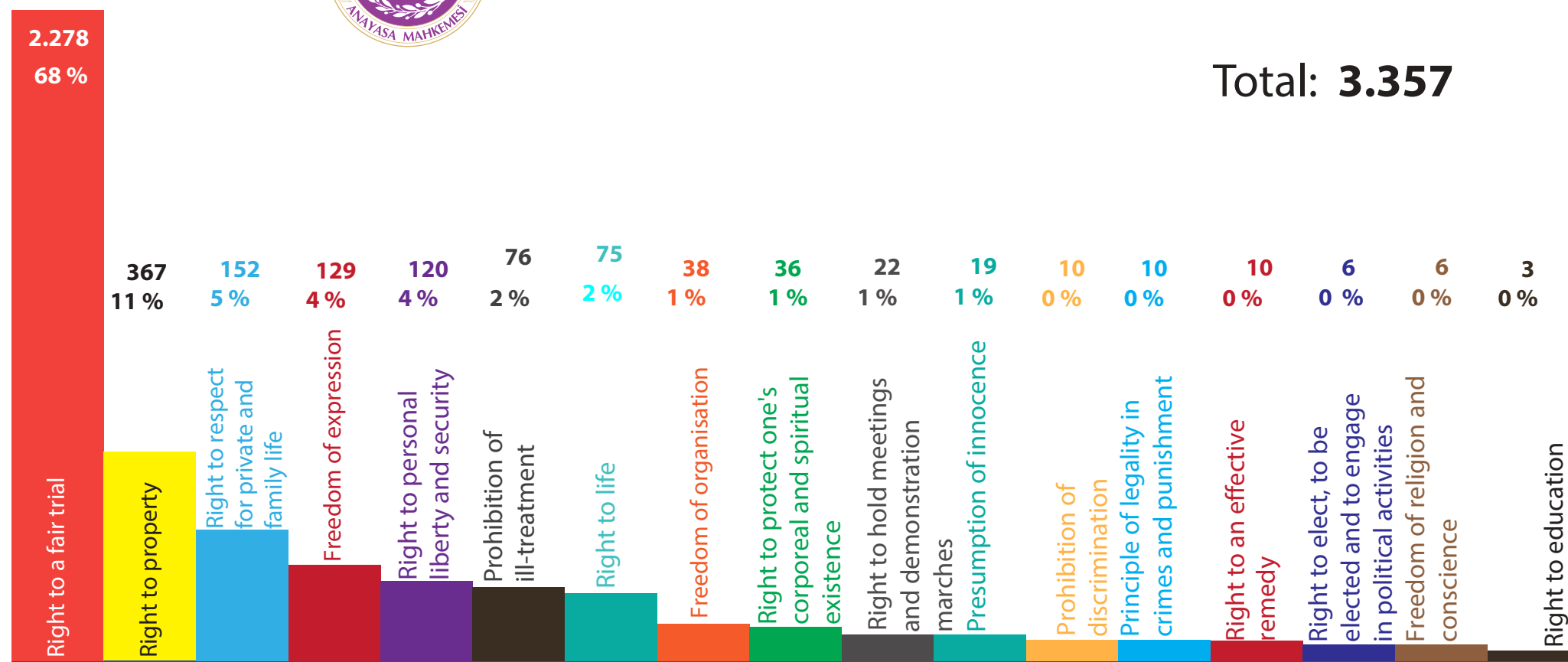


**Table 15: Judgments finding a violation of the right to a fair trial by years (based on safeguards)(including the right to a trial within a reasonable time and joinder of applications)\***



\*More than one guarantee of the right to a fair trial may be found to have been violated.

**Table 16: Judgments finding a violation by rights and freedoms (including the right to a trial within a reasonable time, excluding joinder of applications)\***

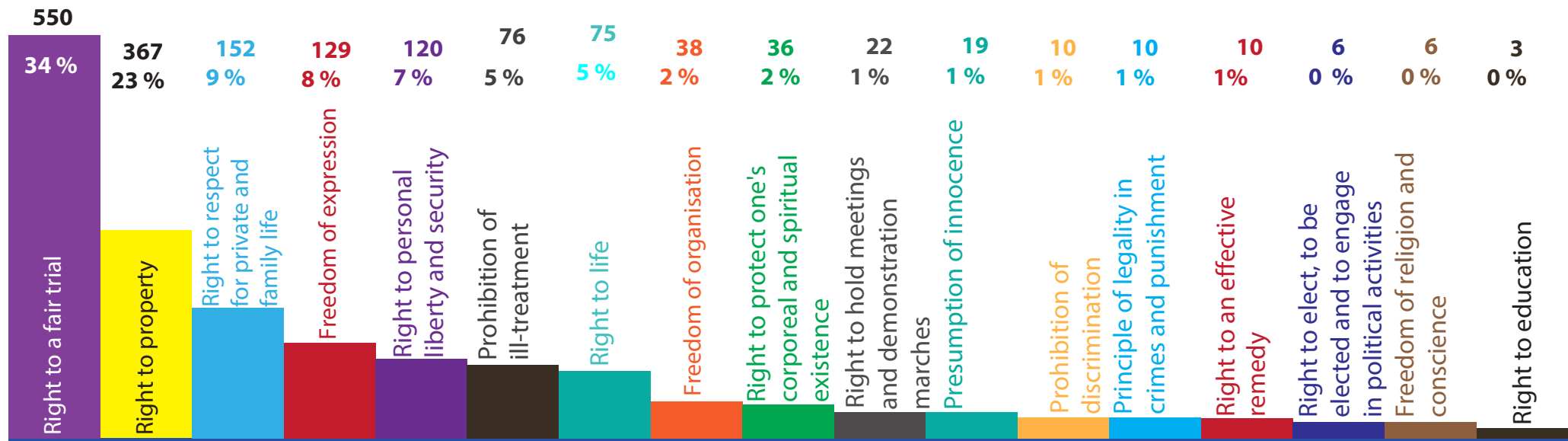


\*More than one right may be found to have been violated in one application. Calculated only with regard to adjudicated cases without the consideration of joinder of applications.

**Table 17: Judgments finding a violation by rights and freedoms (excluding the right to a trial within a reasonable time and joinder of applications)\***



**Total: 1.629**



\*More than one right may be found to have been violated in one application. Calculated only with regard to adjudicated cases without the consideration of joinder of applications.